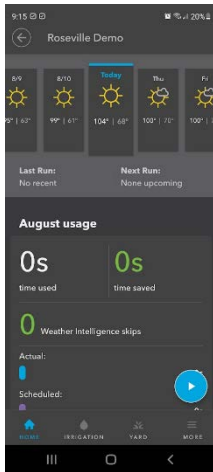


## Guide to Setting Rachio Timers for Drought Restrictions

- Find the Rachio App on your phone.



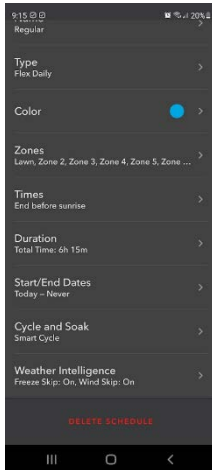
- In the bottom left locate the icon labeled "Irrigation" with a water droplet symbol and tap that icon.



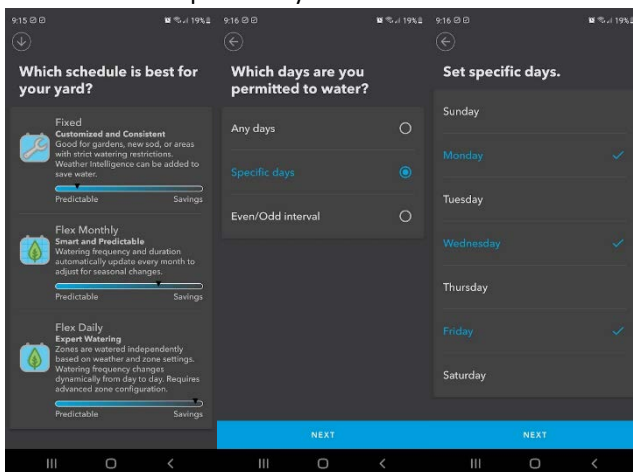
- Near the upper left tap "Schedules"



- If you have any current “Flex” schedules, Rachio will prevent you from making new ones; delete any current “Flex” schedules from your timer by tapping on a schedule and scrolling all the way down to “Delete Schedule.”



- Now, create a new schedule and select “Flex Daily.” When asked “Which days are you permitted to water?” select “Specific days.”



- For August, select Monday, Wednesday, and Friday with the blue check marks and make sure all other days are off. Repeat these steps for other parts of the year and match your watering days to what is outlined by the City’s drought restrictions